

IT Services

23.07.2025

Moodle

KLU

KÜHNE
LOGISTICS
UNIVERSITY

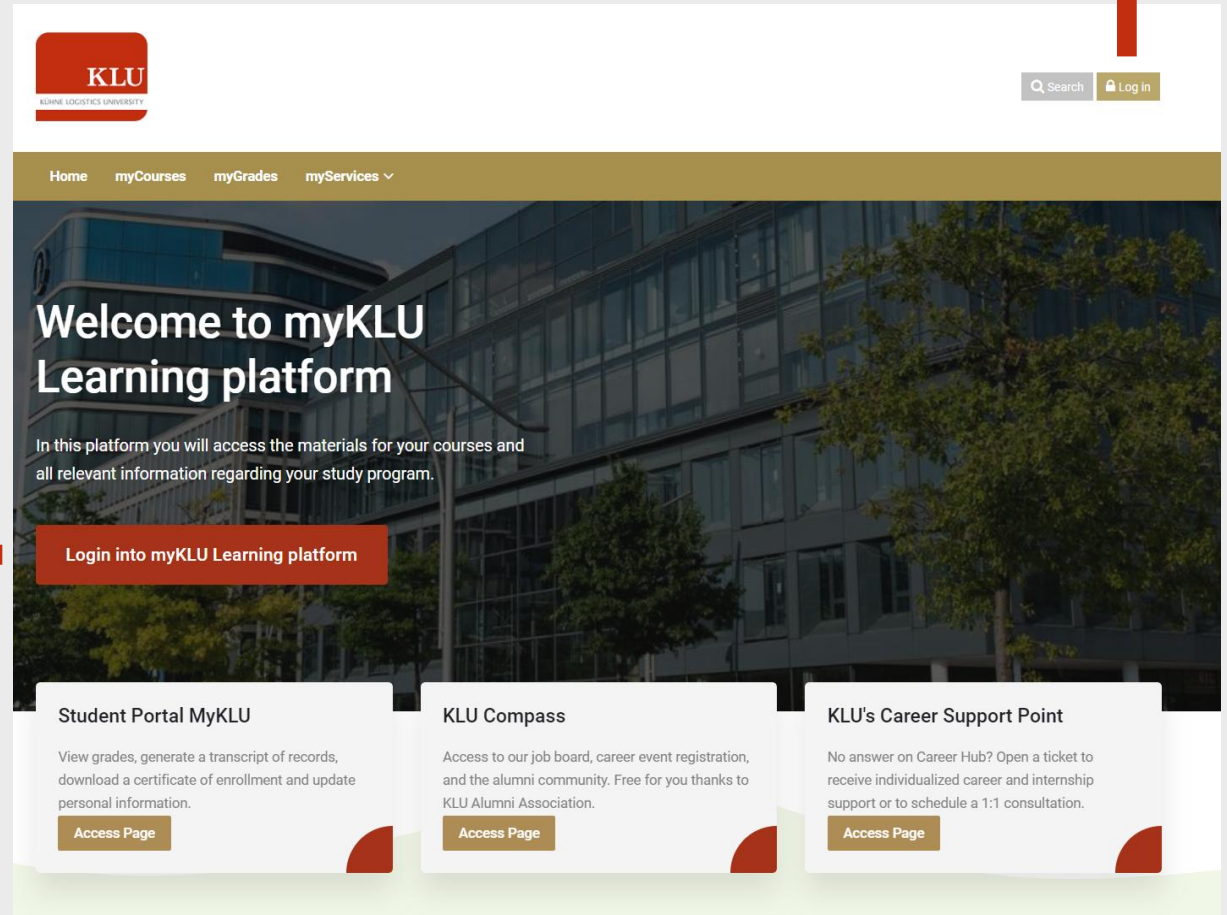
Leading with an Operations Mindset



Accessing MyKLU Learning Platform

- Open your web browser* and go to <https://myklumoodle.the-klu.org>.
- Log in using your KLU email address as username and password.

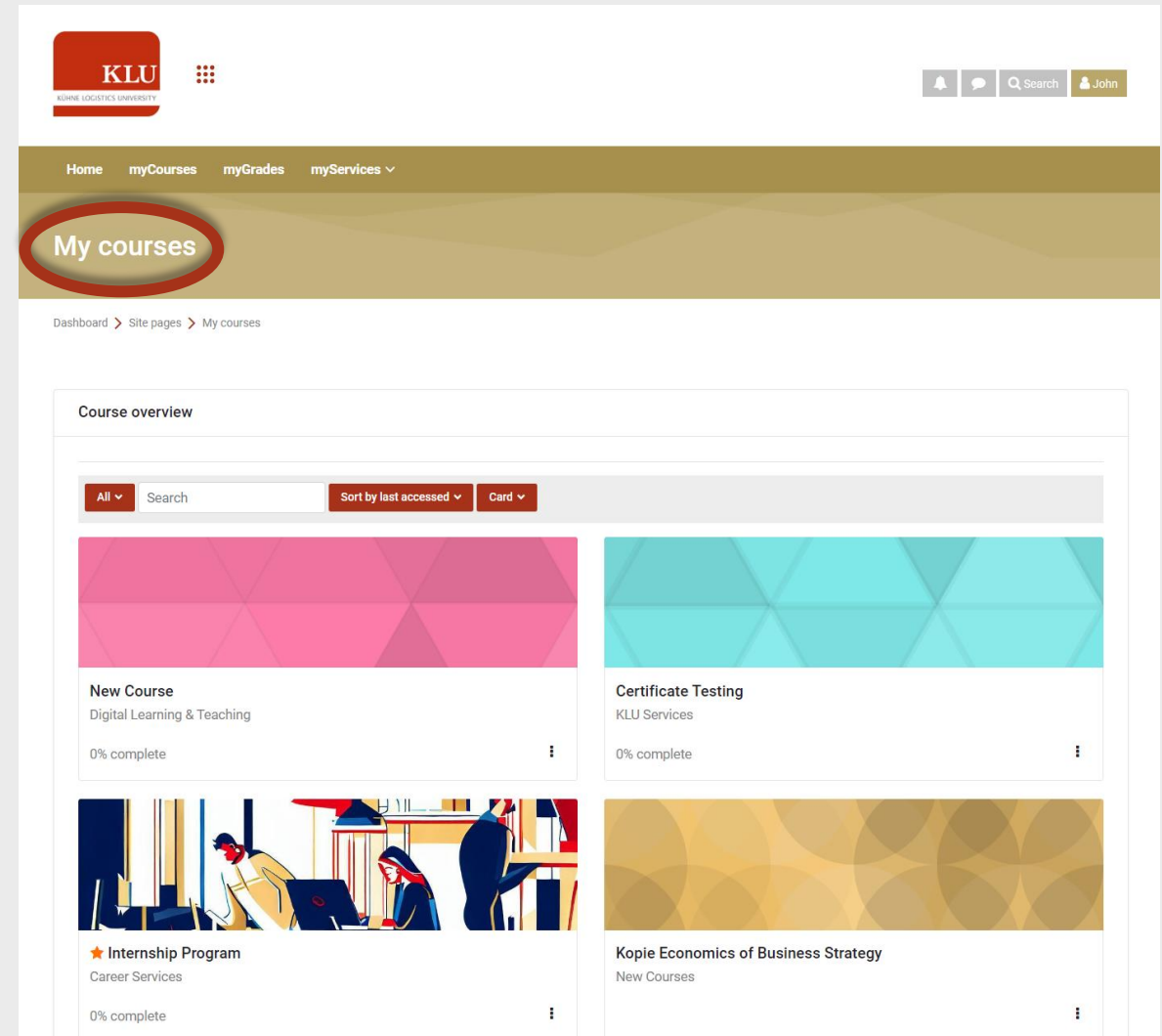
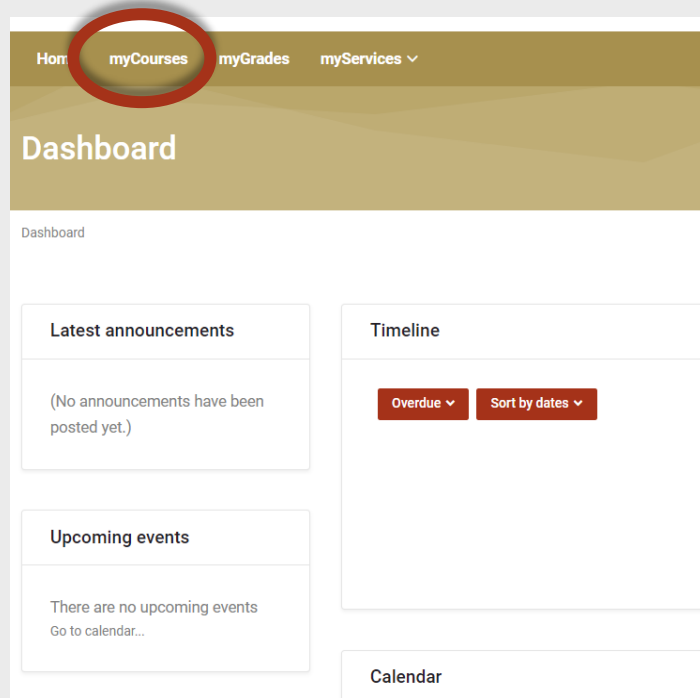
Once logged in, you will see your personalized dashboard.



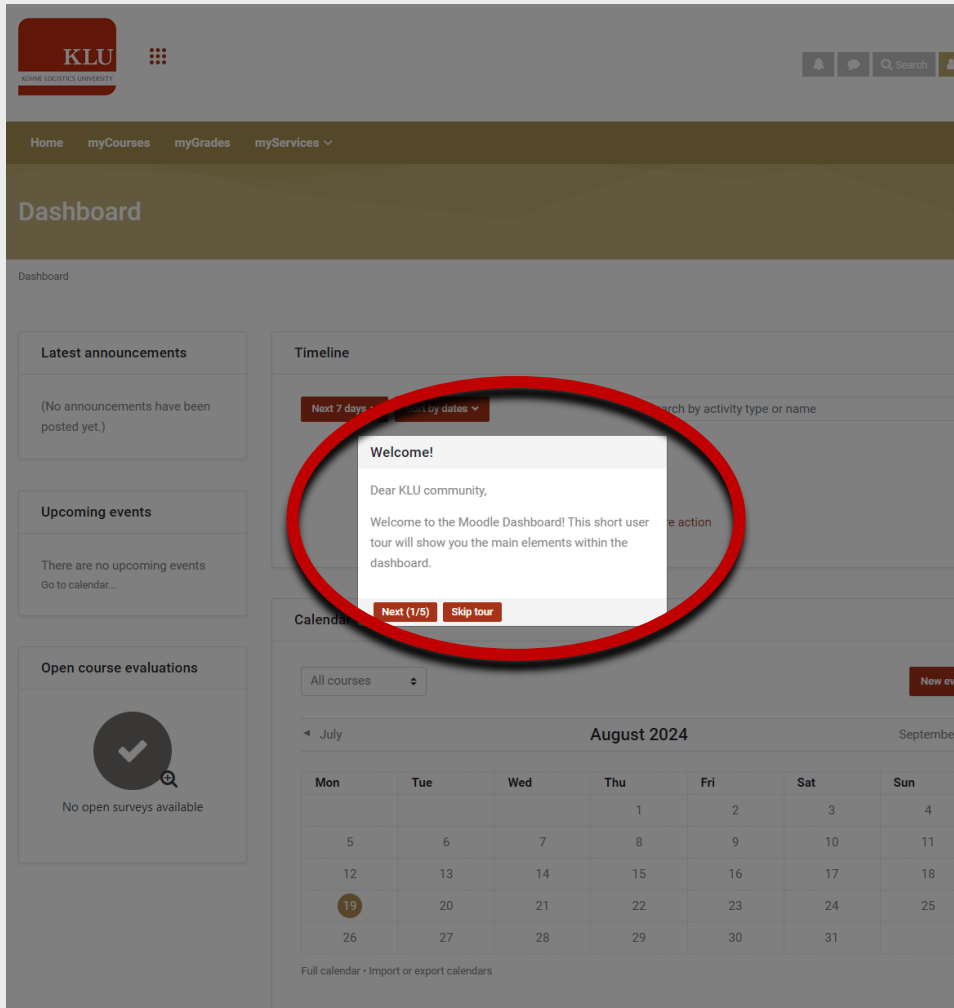
**Recommended Browsers: Latest version of Google Chrome / Mozilla Firefox*

Accessing your courses

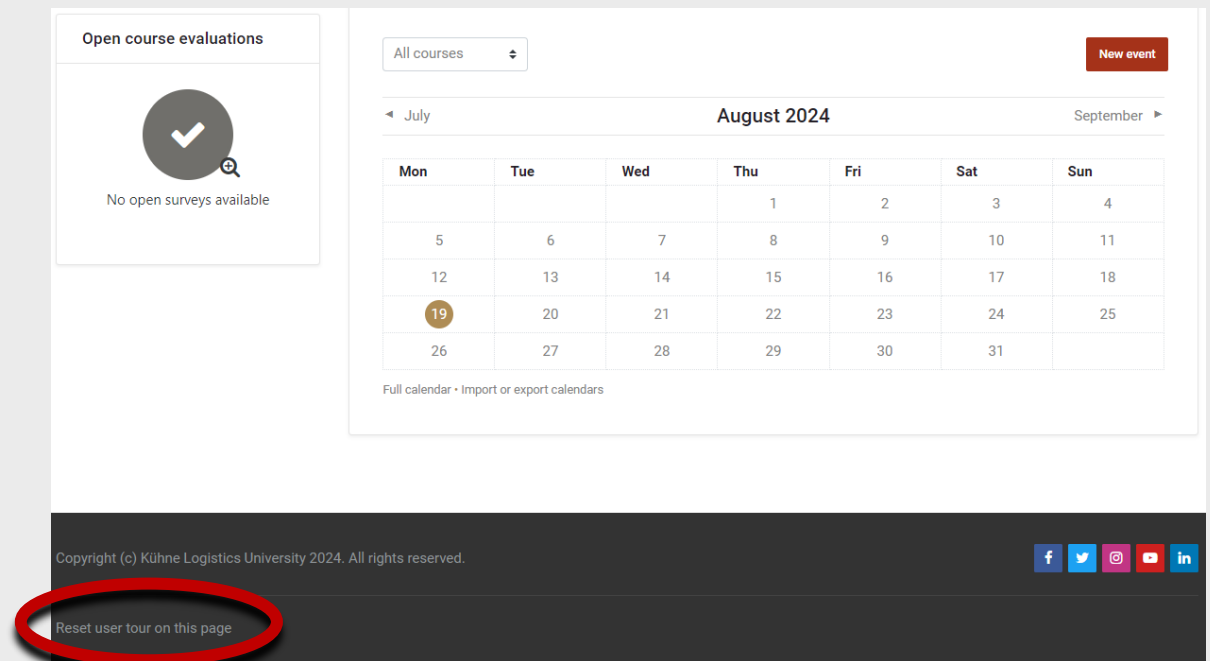
To view all your courses, click on **myCourses**, located on the top menu:



Quick User Tour



Logging in for the first time welcomes you with a quick tour. If you've skipped it, you can always restart it by clicking "Reset user tour on this page" at the bottom of the page.



Navigating your courses

Once you open a course, you will be able to find your lectures, readings, videos, assignments, forums, and quizzes.

Use the course menu or navigation sidebar to quickly move between sections and activities.

The screenshot displays a Moodle course interface. At the top, a navigation bar includes links for Home, myCourses, myGrades, and myServices. The main content area is divided into two columns. The left column, labeled 'Sidebar' in red text, contains several sections: 'Course Contacts' (with 'ExpertTrainer' and 'Michael Testdozent'), 'Latest announcements' (with a message that no announcements have been posted), 'Upcoming events' (with a message that there are no upcoming events), 'Activities' (with links for 'Chats' and 'Forums'), and 'Recordings' (with a message that no recordings have been provisioned). The right column features a 'Welcome to [COURSE TITLE]' message, a 'Module Overview' section with an information icon and the text 'Replace this text', and a list of course sections. The sections are: 'Syllabus and Assessment', 'Module Communications and Zoom Meetings', and five sessions labeled 'Session 1 - (Session Title) (Date)' through 'Session 5 - (Session Title) (Date)'. A red arrow points from the text 'Course Sections' at the bottom to the list of sessions. Below the arrow, the text '*Sample Course Only' is visible.

Staying informed and connected

Notifications:
Check the bell icon for updates on deadlines and announcements.

Messaging:
Communicate with peers and instructors.



Profile: Personalize your profile for a unique online presence.

Grades: Monitor your progress by checking your grades in the myKLU Portal.

KLU Services: Access all student-related services (e.g., career support, international office, IT, library, program management and registrar's,)

Platform questions and troubleshooting

If you have any platform-related questions or need any additional support, please do not hesitate to contact us via servicedesk@klu.org