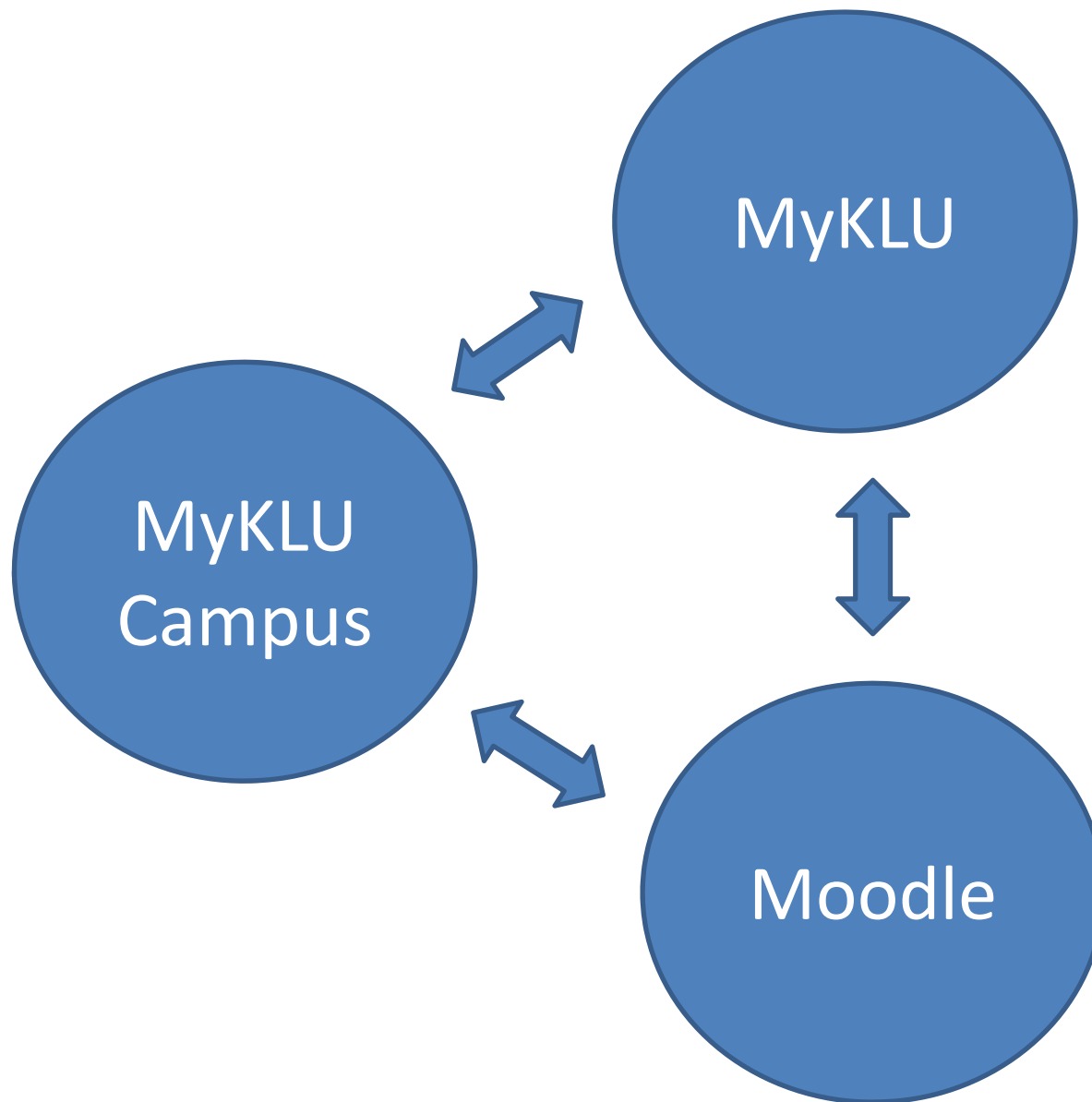


# KLU STUDENT PORTALS

MYKLU, MOODLE, MYKLU CAMPUS





# **MyKLU Campus**

*(CAS Campus Office, Students Portal)*

# What's MyKLU Campus?

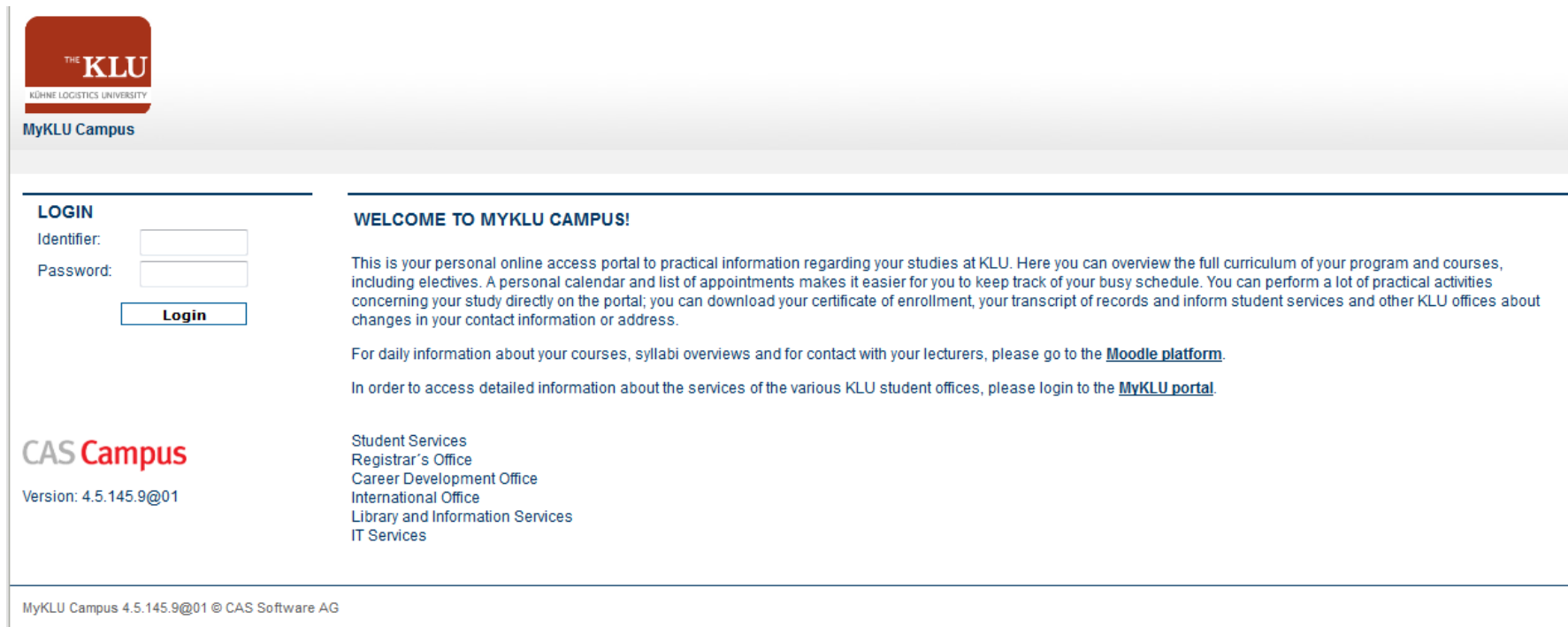


- MyKLU Campus is an internetbased platform for your individual study program details.
- It contains your full curriculum and your grades.
- You can change your contact detail (postal adress and personal email-adress).
- You can download your certificate of enrollment and trancript of records.
- You have a personal calendar and list of appointments for quick overviews.


# How to get to MyKLU Campus?

- You can reach MyKLU Campus by:  
<http://myklucampus.the-klu.org/>
- Username: Student ID
- Password: KLU (individual) password

# How to MyKLU Campus?



The screenshot shows the MyKLU Campus login interface. At the top left is the KLU logo and the text 'MyKLU Campus'. Below this is a 'LOGIN' section with input fields for 'Identifier' and 'Password', and a 'Login' button. To the right is a 'WELCOME TO MYKLU CAMPUS!' section with a paragraph of text and two links: 'Moodle platform' and 'MyKLU portal'. Below the login section is the 'CAS Campus' logo and version information. At the bottom right, a list of services is provided: Student Services, Registrar's Office, Career Development Office, International Office, Library and Information Services, and IT Services. The footer contains the text 'MyKLU Campus 4.5.145.9@01 © CAS Software AG'.

  
MyKLU Campus

---

**LOGIN**  
Identifier:   
Password:

**WELCOME TO MYKLU CAMPUS!**

This is your personal online access portal to practical information regarding your studies at KLU. Here you can overview the full curriculum of your program and courses, including electives. A personal calendar and list of appointments makes it easier for you to keep track of your busy schedule. You can perform a lot of practical activities concerning your study directly on the portal; you can download your certificate of enrollment, your transcript of records and inform student services and other KLU offices about changes in your contact information or address.

For daily information about your courses, syllabi overviews and for contact with your lecturers, please go to the [Moodle platform](#).

In order to access detailed information about the services of the various KLU student offices, please login to the [MyKLU portal](#).

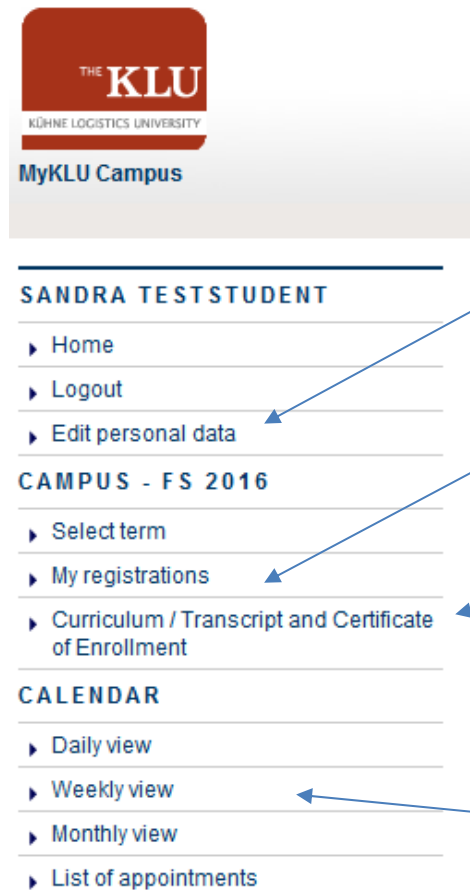
**CAS Campus**  
Version: 4.5.145.9@01

Student Services  
Registrar's Office  
Career Development Office  
International Office  
Library and Information Services  
IT Services

---

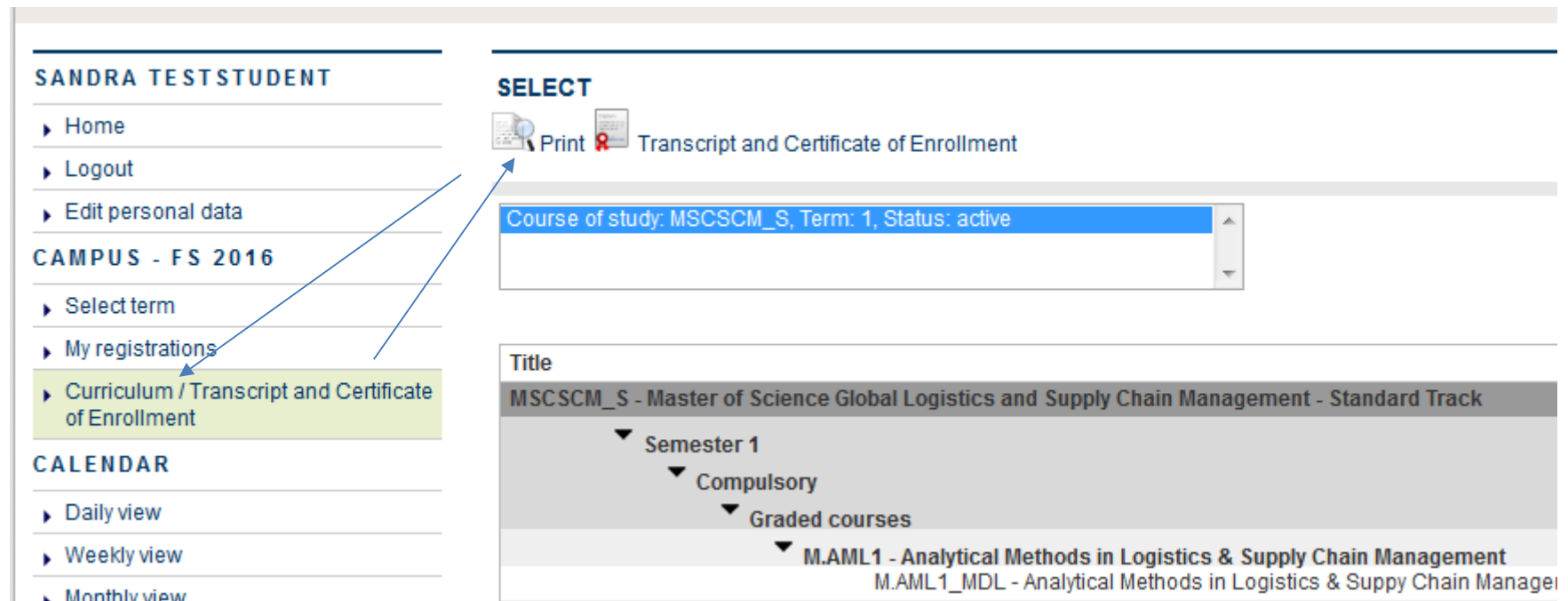
MyKLU Campus 4.5.145.9@01 © CAS Software AG

# How to MyKLU Campus?



- You can change your contact detail (postal address and personal email-address).
- Full curriculum and your grades
- You can download your certificate of enrollment and transcript of records.
- You have a personal calendar and list of appointments for quick overviews.

# How to MyKLU Campus?



The screenshot displays the MyKLU Campus interface for user SANDRA TESTSTUDENT. The left sidebar contains navigation options: Home, Logout, Edit personal data, CAMPUS - FS 2016 (with sub-options: Select term, My registrations, Curriculum / Transcript and Certificate of Enrollment), and CALENDAR (with sub-options: Daily view, Weekly view, Monthly view). The main content area is titled 'SELECT' and includes a 'Print' button and a 'Transcript and Certificate of Enrollment' link. Below this is a dropdown menu showing 'Course of study: MSCSCM\_S, Term: 1, Status: active'. The course details section, titled 'Title', shows a hierarchical structure: MSCSCM\_S - Master of Science Global Logistics and Supply Chain Management - Standard Track, Semester 1, Compulsory, Graded courses, and M.AML1 - Analytical Methods in Logistics & Supply Chain Management (with sub-option M.AML1\_MDL - Analytical Methods in Logistics & Supply Chain Management).



# How to MyKLU Campus?



The screenshot shows the MyKLU Campus interface. On the left, a sidebar menu for 'SANDRA TESTSTUDENT' includes options like Home, Logout, Edit personal data, and 'CAMPUS - FS 2016'. The 'CAMPUS - FS 2016' section has sub-options: Select term, My registrations, and Curriculum / Transcript and Certificate of Enrollment. On the right, a 'GENERATE REPORTS' section contains two links: 'Transcript of Records (English, PDF)' and 'Certificate of Enrollment (English and German, PDF)'. A blue arrow points from the bottom left towards the 'Curriculum / Transcript and Certificate of Enrollment' link, and another blue arrow points from the bottom right towards the 'Certificate of Enrollment' link.

# Last things to know

- Check MyKLU, Moodle and MyKLU Campus regularly.
- For service questions, please contact each service or office separately (email addresses in the overview or on MyKLU)
- If you have any technical questions, write an email to:

[servicedesk@the-klu.org](mailto:servicedesk@the-klu.org)

Thank you for your attention!