

HOW TO SETUP YOUR KLU E-MAIL ACCOUNT IN OUTLOOK

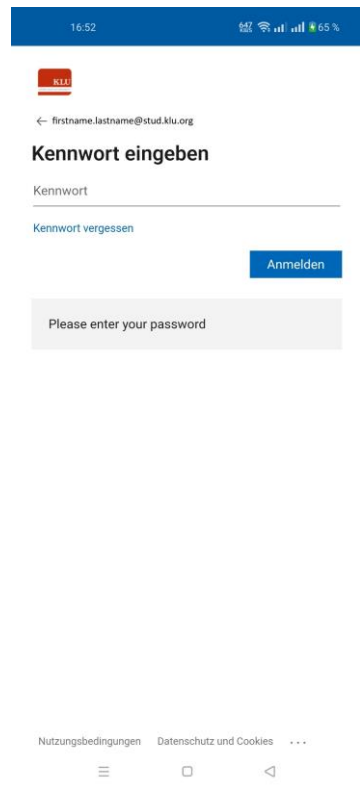
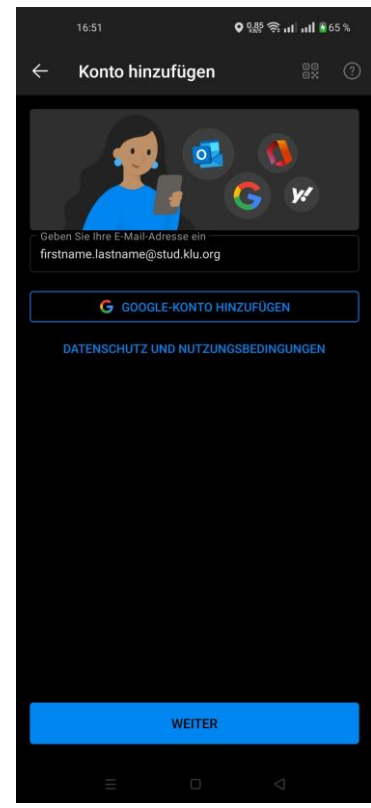


Install Microsoft Office or the Outlook App

There are a couple of different ways to install the software depending on your operating system

On Android and iOS, you install the app through your Play Store / App Store

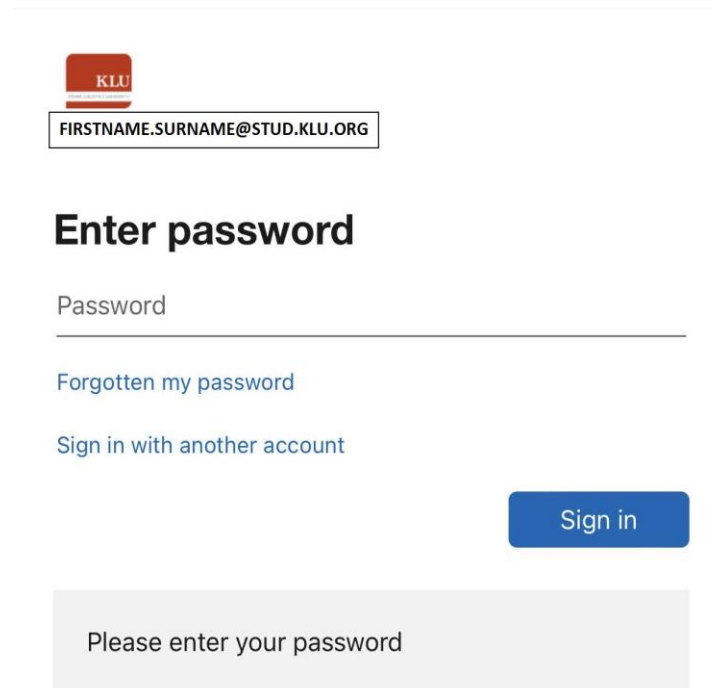
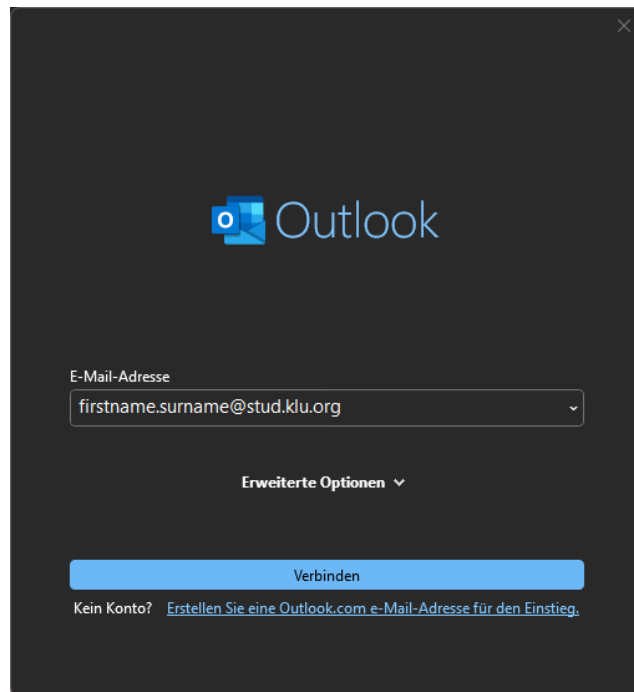
Once installed and opened, you just need to enter your credentials and you are good to go.



HOW TO SETUP YOUR KLU E-MAIL ACCOUNT IN OUTLOOK

On Windows you need to log in to **office.com** with your credentials and download the installer. (Usually a button somewhere in the top right corner)

Once installed and opened, you just need to enter your credentials and you are good to go.



HOW TO SETUP YOUR KLU E-MAIL ACCOUNT IN OUTLOOK

On macOS both is possible, either via the **App Store** or through **office.com**

Once installed and opened, you just need to enter your credentials and you are good to go.

