


STUDENT INFO SESSION LAST SESSION - WELCOME TO KLU!



WHAT IS COVERED IN THIS SESSION?



What comes after enrollment?

- Taking a look at KLU
- Introducing Career Services
- Welcome Week
- Registration in Hamburg and Residence Permit
- Private liability insurance

Open Q&A

- Please write your questions in the chat

Who can help?

- KLU Student Services: studentservices@klu.org

THIS IS KLU



<https://campustour.klu.org/>

HOW TO GET TO KLU

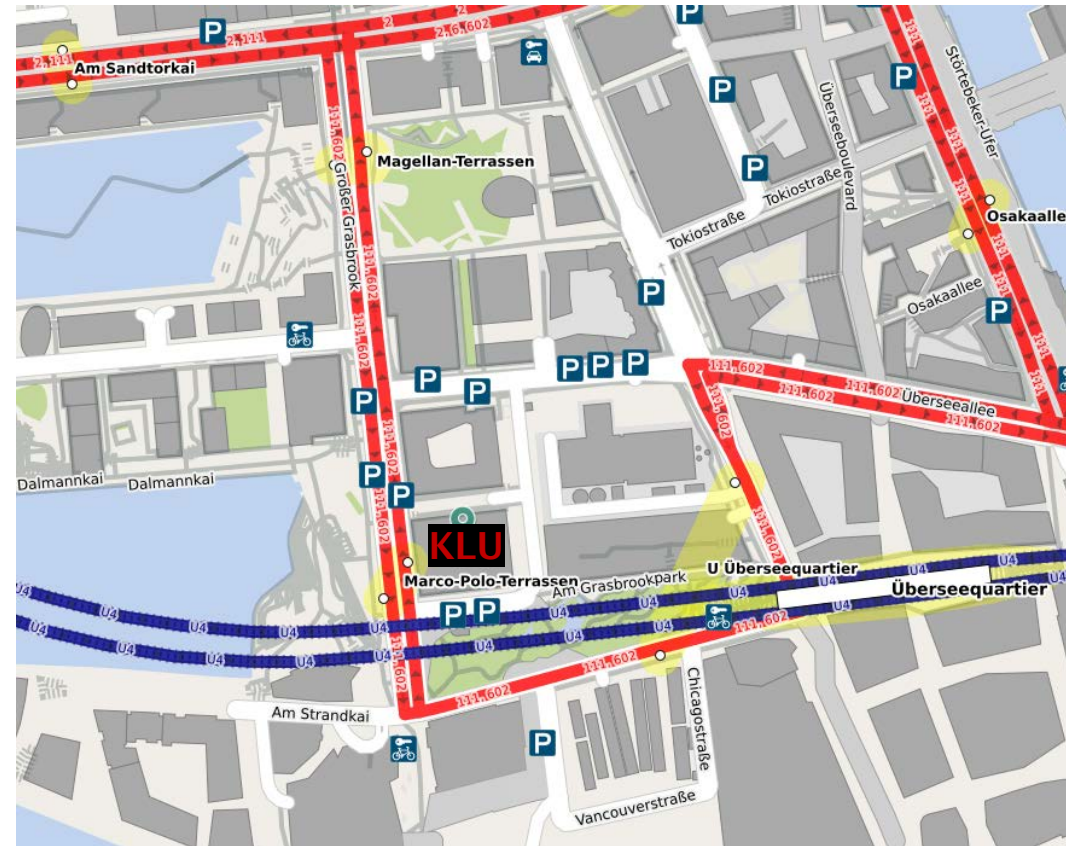


The address of KLU is **Großer Grasbrook 17, 20457 Hamburg.**

It is located in the Hafencity in the center of Hamburg.

The closest subway station is **U4 Überseequartier**


The closest bus station would be **Am Sandtorkai** (lines 2, 6, 111)



PARKING NEAR KLU



We do not recommend to come to KLU by car, as parking in the city center/Hafencity is expensive and especially during business hours often hard to find



That said, there are parking garages („Parkgaragen“ in German) near KLU in the Hafencity with an hourly fee



Most of them are from provider „Contipark“ and can be found on any online map

- Some might have higher hourly fees, so it might be good to compare

INTRODUCING THE STUDENT AFFAIRS UNIT



Our unit provides support in almost all aspects of your study life at KLU:

Office of Admissions:
admission@klu.org

Student Services:
studentservices@klu.org

Program Services:
program@klu.org | registrar@klu.org

International Office:
exchange@klu.org

Library Services:
Library@klu.org

Student Info Point: Located on the 1st floor, open Mo-Fr 10am-4pm

WELCOME WEEK



Takes place from September 2-5



Provides a warm welcome to your new environment



Introduction to KLU and Hamburg



Get to know your classmates and professors as well as administrative staff



Fun social activities on the weekend



Intercultural training and team-building activities



CITY REGISTRATION A.K.A. „ANMELDUNG“



Necessary step when moving to Hamburg (or any other German city)

Appointments must be made within two weeks of your arrival

- The appointment itself can lay beyond those two weeks, if earlier ones are not available

What documents are needed?

- **Registration form** – in German, but there is an English translation help
- **„Wohnungsgeberbestätigung“** – Confirmation for the apartment/room you will be living in. Needs to be provided by your landlord/-lady
- **Photo ID** – your passport or identification card
- **Administration fee of EUR 13** – We recommend bringing it in cash to be on the safe side, but cards are generally accepted



MAKING AN APPOINT FOR „ANMELDUNG“



Good: Appointments can be made online



less good: Tool is in German



The registration can be done in any Hamburg customer center – so you have a lot of options



If you already have accommodation, try already booking an appointment



At 7am and 10am, new appointments are released for the day → good for short-notice

RESIDENCE PERMIT



Needed when your visa period is over

If you entered without a visa, you can apply for it directly

What documents are needed?

- **Passport**
- **Biometric photograph** – your passport or identification card
- **Proof of adequate health insurance**
- **Administrative Fee**

Application is done online, there is an English version of the tool

Current processing time is several weeks

- **Best to apply early and provide all necessary documents at once**
- **Once uploaded, call the Hamburg Welcome Center to ask for an appointment**



PRIVATE LIABILITY INSURANCE

Generally very much recommended for everyone living in Germany and often a requirement in student dorms

Covers for you in case of you have to pay „compensation for damages“ – both small and bigger cases

Usually single-person policy , but can also be taken out for couples or families

What should you look for?



- Insured sum should at least be for EUR 10 million
- Initial contracts should not run longer than one year, clear termination policy should be given
- Cost should be between EUR 50-60

**ANY FURTHER QUESTIONS?
PLEASE WRITE THEM IN THE CHAT**

