

# KLU WELCOME WEEK APP

## How to download the app

1. Scan the QR Code or click on the link to download the app.
2. Open the app, click „find your guide“ & click the blue button with the key and insert the Passphrase **afe1t5ck** (no spaces after “k”).
3. Now click on “download guide”.
4. All done. 😊

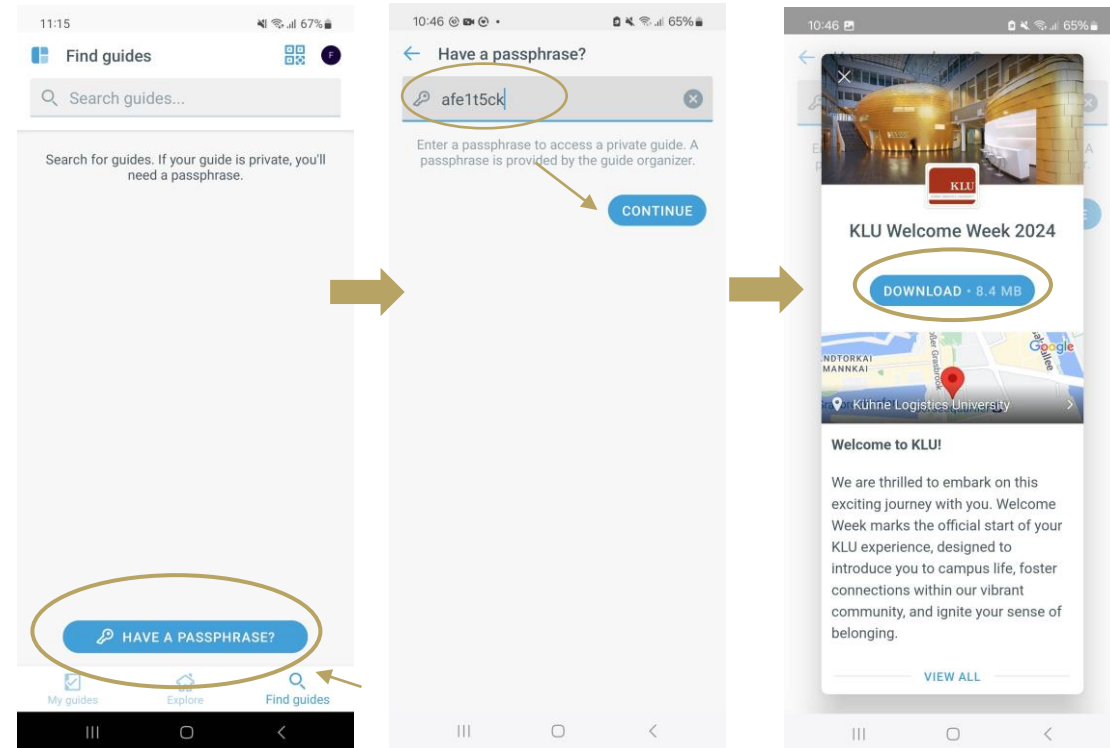
The appearance might vary depending on the used device. Please update to the latest Android or iOS version to avoid technical issues.

1.



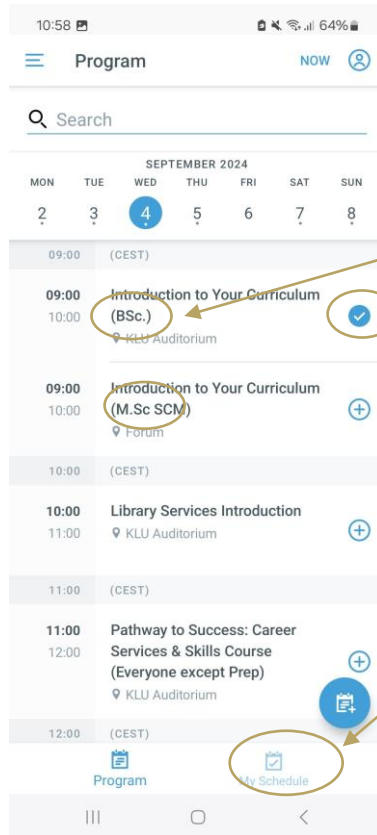
<https://builder.guidebook.com/g/klu-welcome2024/>

2.



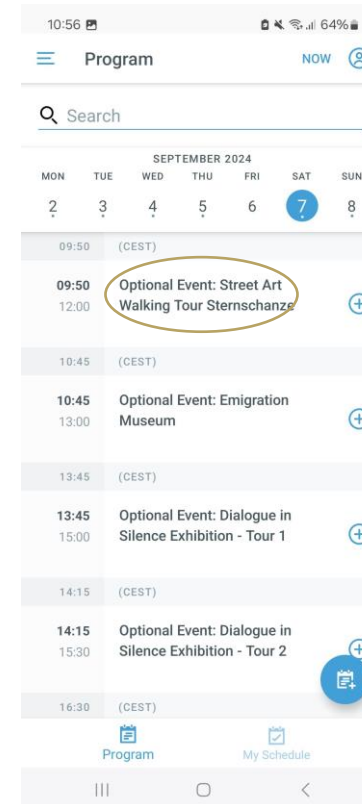
# WELCOME WEEK PROGRAM

The Program shows you all the events planned for the week.



Some events show in the title or in the description the specific target group.

You can also click on the + and save the event to your schedule either with or without a notification. When the check sign is shown, the event has been saved.



Some events are optional. For all optional events, registration is required. See next page.

## HOW TO BOOK OPTIONAL EVENTS

If you would like to attend one of the optional events offered (City Tour, Barge Trip, Maritime Museum, Migration Museum, etc.), **registration is required** starting **August 24th at noon** and open until **September 4th at midnight (CEST)**:

1. Select the Optional Event in the App > Program.
2. Click on the registration link for the specific event you are interested in (City Tour, Barge Trip, etc.).
3. Click on “reserve a spot”. If all tickets are sold there is a waiting list.
4. Once on the registration page (Eventbrite), locate and click on the "Register" button.
5. All events are free of charge.
6. Note that your registration is **binding**.
7. You can cancel via the link you will receive via email so that others from the waiting list can take your spot.

**Please note that while most optional events are on the 7th and 8th we do also have a tour on the 1st, an event on the 4th and our get-together on the 5th.**

